

LESSON 4

Theme

Christmas: A Study from Four Points of View

Big Question

What Was the First Christmas Like?

Scripture

Luke 1, 2

Scripture Memory

Luke 2:1-7

Focus


JESUS IS GOOD NEWS

Overview

	Section	Students will ...	Supplies
Pre-Start	Pre-Start Activities [15 minutes before class begins]	build relationships and have fun!	Pre-Start Activities (pp. 8, 9), SuperStart! DVD (Intro Loop), SuperStart! CD, CD and DVD players, TV or projection equipment
Large Group	Get-Started Activity [5 minutes]	discover that people sometimes see things differently.	SuperStart! DVD (Countdown), DVD player, TV or projection equipment, intricate picture or photo, index cards, pencils or pens
	Teaching Time [15 minutes]	discover that Jesus is good news.	SuperStart! DVD (Ancient Ruins Clips, Lesson 4), DVD player, TV or projection equipment, Bibles, bowl of individually wrapped candy
	Worship [10 minutes]	praise Jesus for being good news.	SuperStart! CD, CD player
Small Group	Scripture Study [15 minutes]	study the Scripture to discover that Jesus is good news.	<i>SuperStart!</i> magazines, Bibles, pencils or pens, inkpad, moist towelettes
	Scripture Memory Discovery [5 minutes]	learn Luke 2:1-7.	Bibles
	Life Application [5 minutes]	share about last week's challenge and discuss a challenge for this week.	none
	Recap [5 minutes]	be encouraged to share that Jesus is good news.	[optional: Lesson 4 CD print files Challenge cards]
Extra Time	Extra-Time Activities	further explore the lesson.	Unit 1 Extra-Time Activities (p. 12)

Things to do ahead of time:

1. Set out the supplies for the Pre-Start Activities.
2. Collect supplies for the small groups. Go to www.superstartpreteen.com for downloadable PDFs of the small-group time that you can e-mail to small-group leaders.
3. Make sure the DVD and CD players and projection equipment are cued and ready to go.



Supplies

Pre-Start Activities (pp. 8, 9), SuperStart! DVD (Intro Loop; Countdown: Ancient Ruins Clips, Lesson 4), SuperStart! CD, DVD and CD players, TV or projection equipment, intricate picture or photo (the smaller the better), index cards, pencils or pens, bowl of individually wrapped candy, Bibles

Before Class

Choose an intricate picture or photo to show or project in the Get-Started Activity. Make sure it is rather small so students in the back will have a different perspective than those near the front.

Put a bowl of individually wrapped candy in the front of the room. If you have a large group, you may want to put several bowls in different locations.

Pre-Start

[15 minutes before class]

Choose several of the Pre-Start Activities for students to do as they arrive. You can play songs from the CD and show the DVD Intro Loop as students have fun and interact with the volunteers.

Large Group

[30 minutes]

Get-Started Activity, Teaching Time, Worship

Get-Started Activity (5 minutes)

Play one of the Countdowns when you are ready to begin the Get-Started Activity. Give each student an index card and a pencil or pen. Let students choose any spot in the room to stand and tell them they can't move for the next minute, but don't tell them what they're going to do. Show or project for only 15 seconds the picture or photo you have chosen. Then ask students to list as many things as they can remember seeing in the picture. After a minute, ask students to compare their lists with a friend.

- ☛ *How did your location affect what you saw or remembered? (I was too far away to see much. I was close so I could see everything really well.)*
- ☛ *What differences were there between what you saw and what your friend saw? (she saw more, I remembered more, he saw only the big things)*

Teaching Time (15 minutes)

Prepare students for the video by saying, **We're continuing to watch video clips based on the ancient Öbilii people. In today's clip, Tabltha, chief of the Fera tribe, and Samantha, chief of the Paui tribe, talk with Eric, chief of the Zebu tribe.**

Show the video clip.

After the video clip, ask these questions and solicit one or two answers for each:

- ☛ *Why didn't Samantha want to share her good news with Eric? (She overheard Eric tell Patrick that the two of them were the most important. She wanted to teach Eric a lesson.)*
- ☛ *What's the best news you've heard lately? Answers will vary.*

- **What's the first thing you usually do when you hear good news? (tell others, celebrate)**

For several weeks we've been looking at the first Christmas from a number of different points of view. This week will be no different. Just as in our Get-Started Activity, many times we see events and situations differently depending on our point of view. Sometimes we see only a small bit of the picture and other times we see the big picture. The shepherds saw a small piece of that first Christmas. Mary and Joseph experienced more than the shepherds, but they didn't know about the events before they happened. But one group saw all the events of that first Christmas and knew why the first Christmas was happening.

Have a volunteer come to the front and read Luke 2:8-15. Ask the volunteer to name who knew the big picture of that first Christmas (*angels*). **Angels know and serve God and have many times served as God's messengers. Angels were given the privilege of announcing Jesus' birth. They knew the big picture of why Jesus came to Earth. The angels told the shepherds what was happening and why.** Ask students to find Luke 2:8-15 in their Bibles. **Look at verse 10. Stand up when you see any information the angels told the shepherds about why Jesus came to Earth.** Ask for a student who is standing to tell what she discovered. (*Jesus' birth brought great joy and is for all people.*) Do the same for verses 11 and 14. (*He is the Savior. He is the Lord. Jesus would bring peace to those who please God.*)


Isn't this amazing? The angels got to see it all and announced the good news of Jesus' birth. Let's see what you all do with good news. Whisper in the ears of several students the following good news: **There's candy for you at the front of the room. Whisper that to someone else.** Allow students to share the good news for a few minutes and get some candy, but remind students that they shouldn't do anything unless they hear the good news. **The good news spread pretty fast! I'm sorry if you didn't hear the good news. The news wasn't really all that great—it was just about candy.** The Bible tells us that the shepherds spread the awesome good news about Jesus' birth pretty fast too. And everyone who heard that good news was amazed.

Let's think about why Jesus' birth is such good news. If you think any of the following sentences describe reasons why Jesus' birth is such good news, shout out "That's good news!" 1. Jesus' birth shows how much He loves us. (*That's good news!*) 2. Jesus' birth means lots of days off school. 3. Jesus came to Earth to die for us and save us from our sins. (*That's good news!*) 4. Jesus offers us a great life. (*That's good news!*) 5. Jesus' birth means I get lots of presents. 6. Jesus offers us the opportunity to live forever with Him in Heaven. (*That's good news!*)

Bible Insight


Luke 2:8-15

The angel is identified as Gabriel in Luke 1:19, 26. The angel not only told the shepherds about Jesus' birth, but also presented the gospel message that Jesus was born to be the Savior of the world. The heavenly host refers to an army or band of angels. The angels proclaimed that peace comes with knowing and pleasing God.



Teacher Tip

If you have time and would like to add more thoughts from Scripture, see these passages: Acts 5:41, 42; 8:34, 35; Romans 10:14, 15. You can also use thoughts from Luke 2:1-7, the Scripture memory for the unit.



We've been thinking for several weeks about the big question, "What was the first Christmas like?" The angels had a great point of view; they knew the big picture. They knew why Jesus came to Earth. Now you know it too. You know that **JESUS IS GOOD NEWS!** The good news about Jesus is a bazillion times better than any other news and that's news worth believing and sharing with others.

Worship (10 minutes)

Ask students to join you in praising Jesus for being good news. Lead in two or three songs from the CD, especially "No Other Name."

Lead in prayer, saying two or three sentences thanking Jesus for being good news.

Have students go to their small groups to go deeper into God's Word and for relationship building.

Q&A with the Professor

If you have time, there are three fun review questions on the DVD for this lesson [Q&A with the Professor, Lesson 4]. You can have your own Ancient Ruins challenge by choosing one boy and one girl to be the contestants, or have the boys compete against the girls. Pause the DVD player after each question so students can answer. You can use this fun video clip in lots of ways: at the end of the large-group time, at the end of the small-group time while you're waiting for parents to arrive, just before the lesson Recap in the small-group time, or during the Pre-Start Activities. It's one more fun way to help students remember the important concepts in the lesson.

Review Questions

1. What did Samantha do with her good news?
 - a. Wrote it down.
 - b. Teased Tabitha about it.
 - c. **Kept it from Eric.**

2. The angels brought
 - a. old news.
 - b. **good news about the birth of Jesus.**
 - c. Samantha's news.

3. The angels' point of view allowed them to see
 - a. Eric's picture.
 - b. only one piece of the picture.
 - c. **the big picture.**

Small Group

[30 minutes]

Scripture Study, Scripture Memory Discovery, Life Application, Recap

Scripture Study [15 minutes]

Hand out the *SuperStart!* magazines and pencils or pens. Have students turn to pages 6 and 7 and look at the birth certificate. Work together to fill in the blanks as though this were Jesus' birth certificate. Have students form a fist and place the outside edge [the curl formed by their hand and little finger] firmly on the inkpad and then in the blank area to make a footprint. They can press their little fingers on the inkpad to make toes. Use the moist towelettes for cleanup.

Talk about why this baby named Jesus, born in Bethlehem, was different from other babies and is such good news. Have students look again at Luke 2:8-15 and ask for volunteers to read aloud the verses. Ask the following questions. Encourage all students to participate and be sure to give students time to think about the questions.

- **What was the difference between the shepherds' point of view of the first Christmas and the angels' point of view?** *(the angels knew what was happening and why, the shepherds were surprised)*
- **Why might the angels have been sent to tell the good news?** *(they served as God's messengers, they knew what was going to happen and why)*
- **Why is the message the angels brought such good news even for us today?** *(The Savior was born. It shows how much Jesus loves us. Jesus would eventually die on the cross for our sins. Jesus made a way for us to go to Heaven.)*
- **We've looked at the first Christmas from four points of view: Mary's, Joseph's, the shepherds', and the angels'. Which point of view would you have liked to experience and why?** *(Mary's, because she got to be Jesus' mom; the angel's, because they knew the big picture)*
- **What have you learned about the first Christmas that you can share with others?** Answers will vary. Encourage students to think about the previous lessons also.

Ask students to take a minute to pray silently, thanking God for sending Jesus and that JESUS IS GOOD NEWS. Encourage students to think of people with whom they can share the good news of Jesus and pray for courage to do it. End the prayer time by asking everyone to repeat together a few times the words of the angels: "Glory to God in the highest" [Luke 2:14].

Supplies

SuperStart! magazines, Bibles, pencils or pens, Inkpad, moist towelettes [optional: Lesson 4 CD print files Challenge cards—print and cut out one per student]



Teacher Tip

You may want to take some time during your discussion to explain in more detail the good news of Jesus and what accepting that good news means. Encourage students to talk to their parents about this also.

Optional Activity

Ask students to spread the good news of Jesus like a town crier might have done, reading verses 1-7 with rather loud voices. Then have students spread the good news of Jesus as fast as they can, reading or saying the verses very fast.

Reminder

Last week, students were challenged to show they believe that their importance comes from being made by God and living their lives for Him. Celebrate with those who have a good report. Encourage, don't embarrass, those who either forgot or who didn't have a good experience.

You may want to give each student a Lesson 4 Challenge card to take home.

Collect the *SuperStart!* magazines for use in the following weeks.

Scripture Memory Discovery [5 minutes]

Our Scripture memory for several weeks has been **Luke 2:1-7**. Have pairs of students read aloud each verse. Then ask if any of the students would like to say the verses from memory.

- **What happened in these verses that was good news?** *(baby Jesus was born)*
- **If Jesus' birth and all the events surrounding it were to happen today, would it be big enough news to be a headline story on the Internet or in newspapers? Why or why not?** *(yes, the news would travel fast on the Internet; yes, because of the angels; no, He would just be another baby)*

Jesus' birth was good news and it's still true today that **JESUS IS GOOD NEWS**. His love for us is good news. His willingness to come to Earth to die on the cross for us is good news. And it's good news worth sharing with others.

Life Application [5 minutes]

Ask students to share how their challenge from last week went. Get students' ideas about what they can do to show they believe that **JESUS IS GOOD NEWS**. One suggestion you can make is that they find an opportunity to tell someone about Jesus' birth. Guide students to think about how they could share about Jesus' birth while talking with friends. Remind students to come prepared next week to share what they did because they believe that **JESUS IS GOOD NEWS**.

Recap [5 minutes]

Jesus coming to Earth is something to celebrate! There is no one who loves you and me more than He does. Briefly share about when you first came to understand what Jesus' birth, life, death, and resurrection meant and how much Jesus means to you. **JESUS IS GOOD NEWS and there's no better news than that. Jesus, God's Son, came to Earth for you. He wants you to know He loves you. When you believe that and accept that, it changes your whole life. You want to share Jesus with others. Christmas has incredible meaning from God's point of view and it's all about His love for you!**

Extra Time

As you have time, let students participate in one or more of the Extra-Time Activities on page 12.